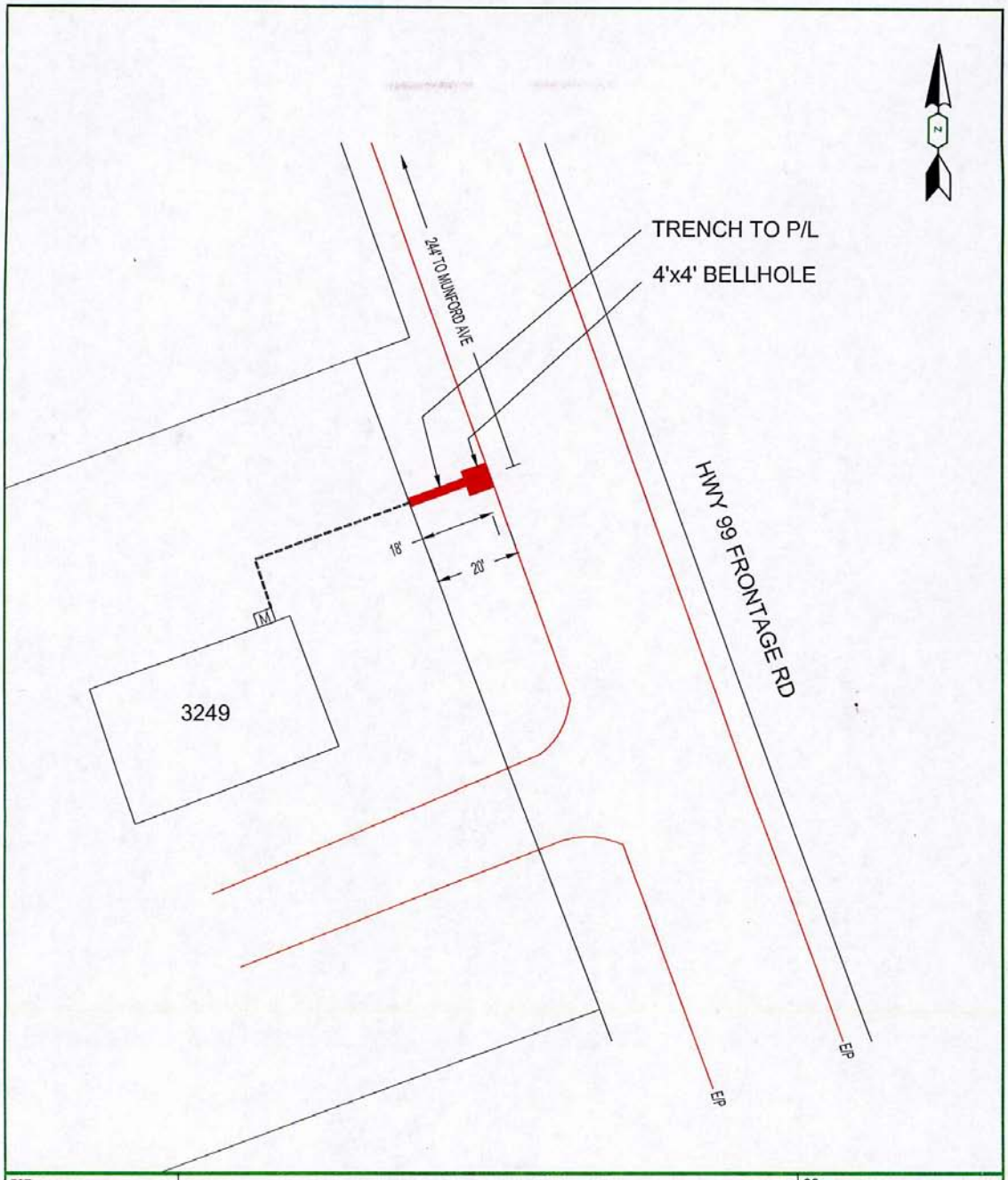

EST:		PERMIT SKETCH	CO:
ADE: C. LARUE		3249 99 FRONTAGE RD	SD:
SUPV:		STOCKTON	NOTIF:
REP:			OTHER:
PLNR:			SHT: SHEETS
SCALE:	DATE: 4/3/2014	PACIFIC GAS AND ELECTRIC COMPANY	PM: 31063538 REV.

UTA-5 Lane Closure on Urban Street, Flagger Control

1. The traffic control procedure shown is appropriate only for low-speed, low-volume streets/roads where traffic cannot regulate itself due to visibility, conditions, volume, etc.
2. A single flagger can regulate traffic when volumes are low and the length of the work space is short, thus enabling drivers to readily see the roadway beyond.
3. Flashing warning lights and/or flags may be used to call attention to the advance warning signs.
4. The one-lane, two-way taper is used in advance of an activity area that occupies part of a two-way roadway in such a manner that a portion of the roadway is used alternately by traffic on both directions. Typically, a flagger controls traffic. A short taper of 100 feet maximum with channelizing devices (cones, etc.) at approximately 16 foot spacing should be used to guide traffic into the one-way section.

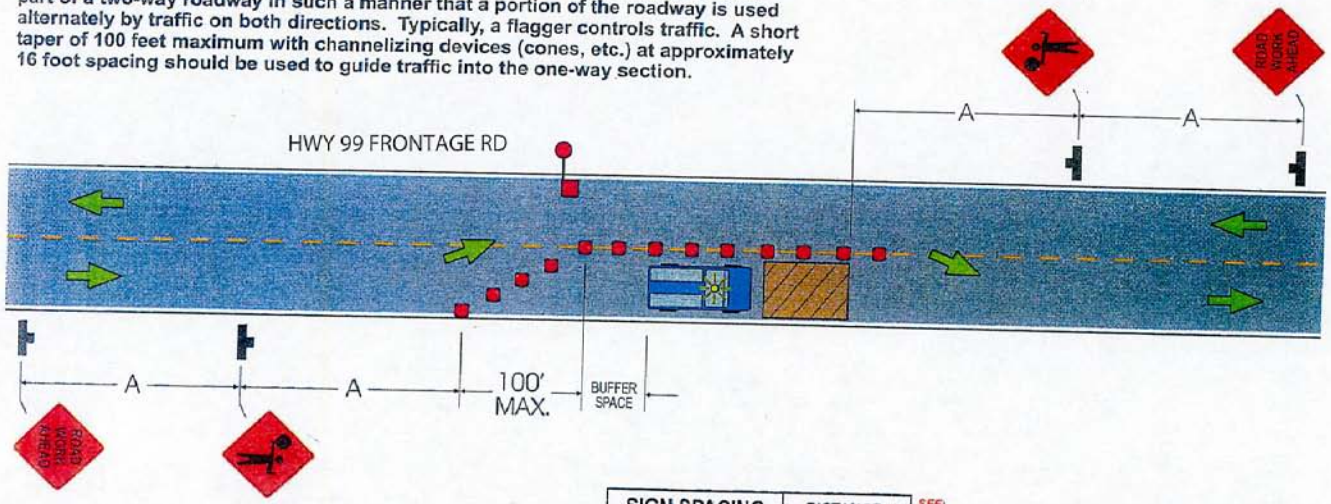

SIGN SPACING	DISTANCE
ROAD TYPE	A
Urban - 25 MPH or less	200'
Urban - 30 MPH or more	350'
Rural	500'
Expressway/Freeway	1000'

SEE:
- TABLE 1 for Buffer Length (page 26)
- TABLE 4 for "L" & Channelizer (cones, etc.) Quantity (page 28)

NOTE: LOCAL REGULATIONS MAY VARY.

PGEFM1A

© Copyright 2002 InCom, Inc. All rights reserved.

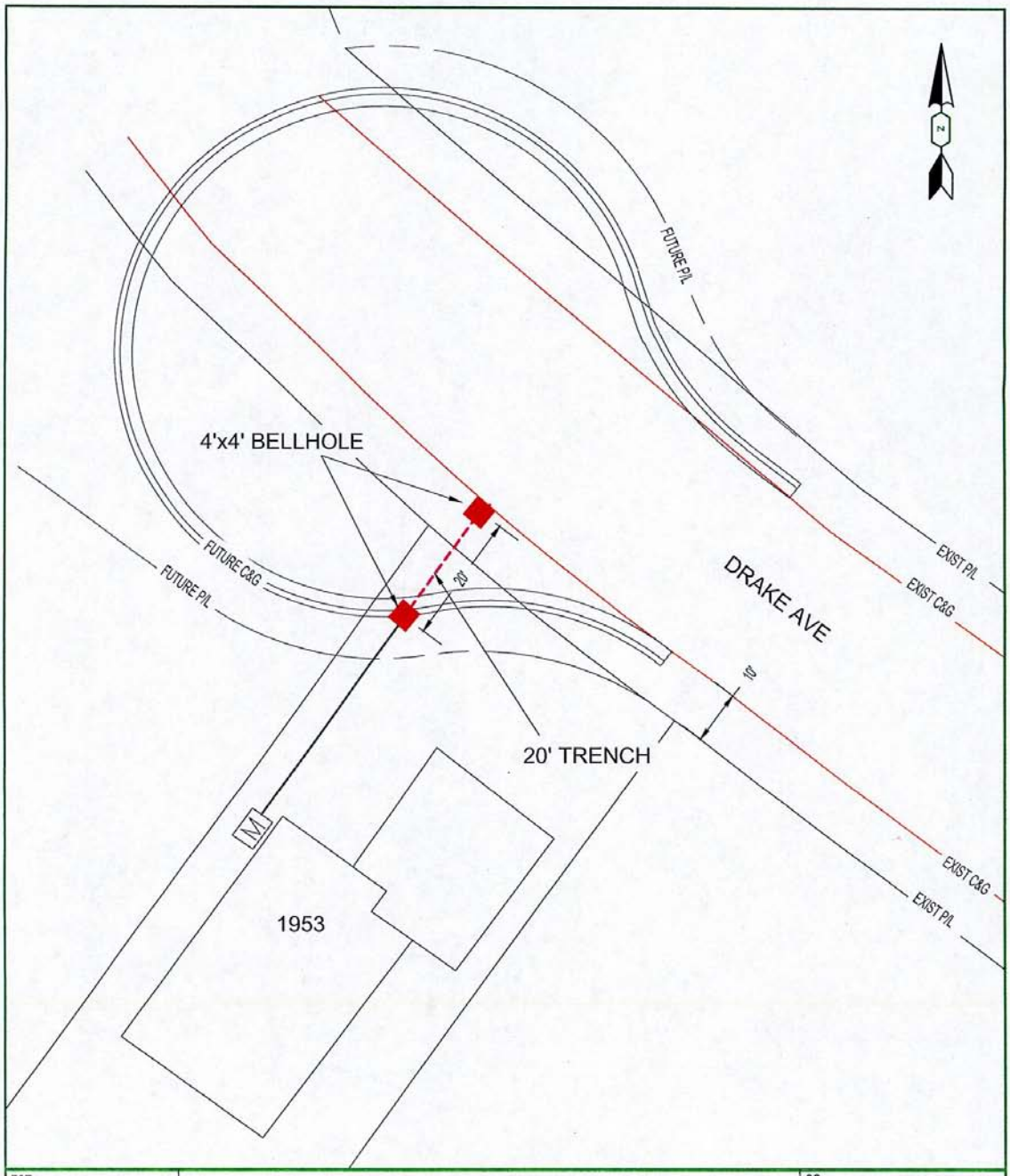

EST:		PERMIT SKETCH	CO:
ADE: C. LARUE		1953 DRAKE AVE	SD:
SUPV:		STOCKTON	NOTIF:
REP:			OTHER:
PLNR:			SHT: SHEETS
SCALE:	DATE: 4/3/2014	PACIFIC GAS AND ELECTRIC COMPANY	PM: 31063538 REV.

UTA-5 Lane Closure on Urban Street, Flagger Control

1. The traffic control procedure shown is appropriate only for low-speed, low-volume streets/roads where traffic cannot regulate itself due to visibility, conditions, volume, etc.
2. A single flagger can regulate traffic when volumes are low and the length of the work space is short, thus enabling drivers to readily see the roadway beyond.
3. Flashing warning lights and/or flags may be used to call attention to the advance warning signs.
4. The one-lane, two-way taper is used in advance of an activity area that occupies part of a two-way roadway in such a manner that a portion of the roadway is used alternately by traffic on both directions. Typically, a flagger controls traffic. A short taper of 100 feet maximum with channelizing devices (cones, etc.) at approximately 16 foot spacing should be used to guide traffic into the one-way section.

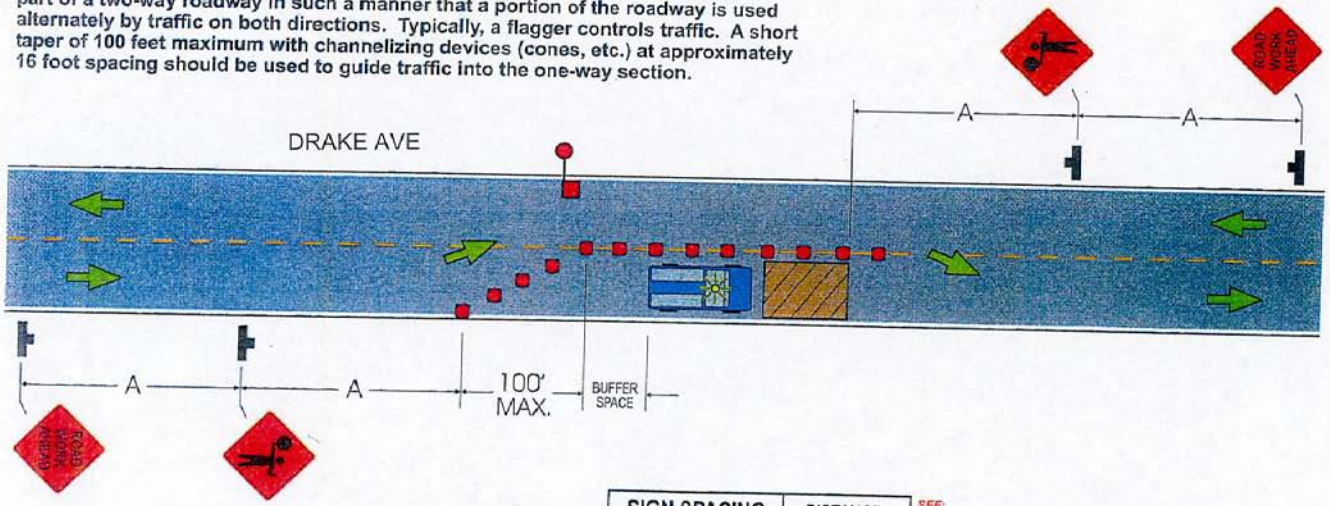

SIGN SPACING	DISTANCE
ROAD TYPE	A
Urban - 25 MPH or less	200'
Urban - 30 MPH or more	350'
Rural	500'
Expressway/Freeway	1000'

SEE:
- TABLE 1 for Buffer Length (page 26)
- TABLE 4 for "L" & Channelizer (cones, etc.) Quantity (page 28)

NOTE: LOCAL REGULATIONS MAY VARY.

PGEFM1A

© Copyright 2002 InCom, Inc. All rights reserved.

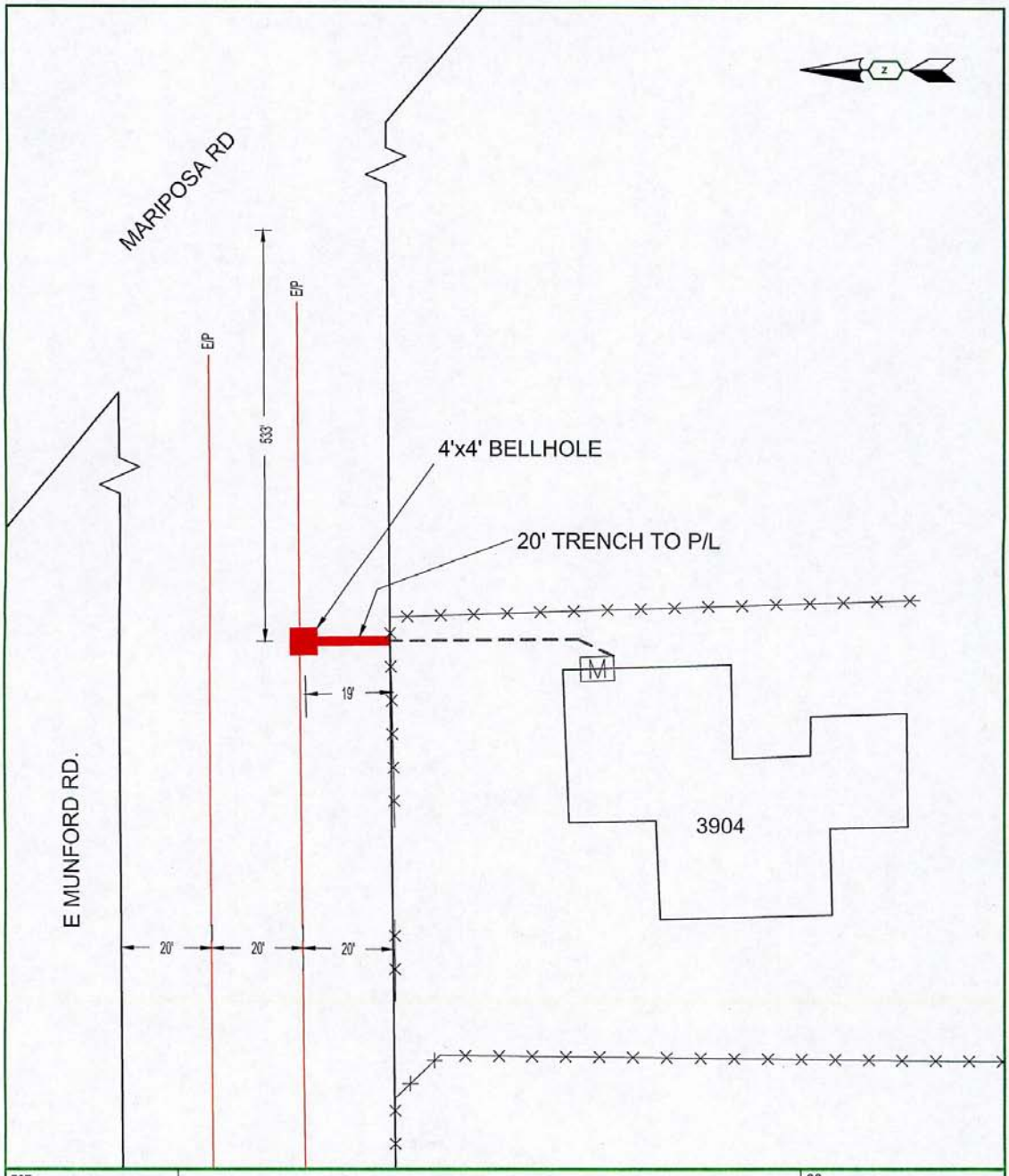

EST:		PERMIT SKETCH	CO:
ADE: C. LARUE		3904 E MUNFORD AVE	SD:
SUPV:		STOCKTON	NOTIF:
REP:			OTHER:
PLNR:			SHT: SHEETS
SCALE:	DATE: 4/3/2014	PACIFIC GAS AND ELECTRIC COMPANY	PM: 31063538 REV.

UTA-5 Lane Closure on Urban Street, Flagger Control

1. The traffic control procedure shown is appropriate only for low-speed, low-volume streets/roads where traffic cannot regulate itself due to visibility, conditions, volume, etc.
2. A single flagger can regulate traffic when volumes are low and the length of the work space is short, thus enabling drivers to readily see the roadway beyond.
3. Flashing warning lights and/or flags may be used to call attention to the advance warning signs.
4. The one-lane, two-way taper is used in advance of an activity area that occupies part of a two-way roadway in such a manner that a portion of the roadway is used alternately by traffic on both directions. Typically, a flagger controls traffic. A short taper of 100 feet maximum with channelizing devices (cones, etc.) at approximately 16 foot spacing should be used to guide traffic into the one-way section.

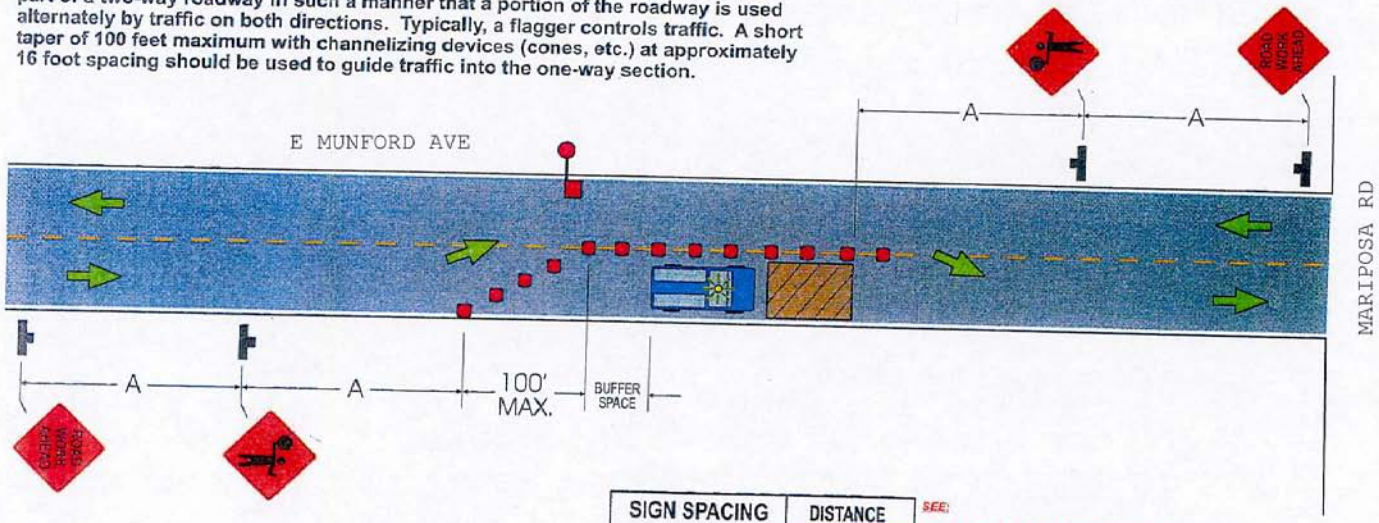

SIGN SPACING	DISTANCE
ROAD TYPE	A
Urban - 25 MPH or less	200'
Urban - 30 MPH or more	350'
Rural	500'
Expressway/Freeway	1000'

SEE:
- TABLE 1 for Buffer Length (page 26)
- TABLE 4 for "L" & Channelizer (cones, etc.) Quantity (page 26)

NOTE: LOCAL REGULATIONS MAY VARY.

PGEFM1A

© Copyright 2002 InCom, Inc. All rights reserved.

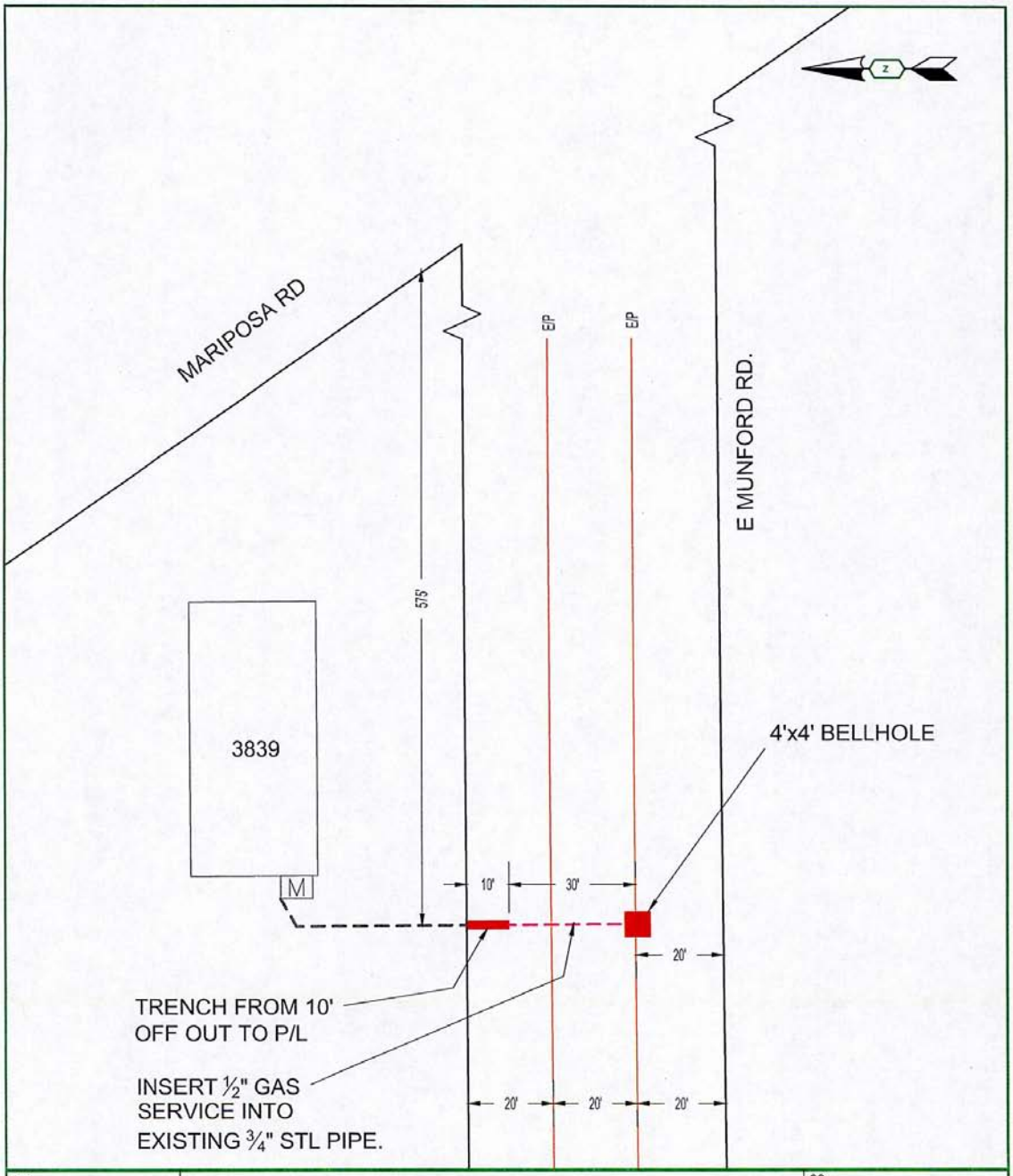

EST:		CO:	
ADE: C. LARUE	PERMIT SKETCH 3839 E MUNFORD AVE STOCKTON	SD:	
SUPV:		NOTIF:	
REP:		OTHER:	
PLNR:		SHT:	SHEETS
SCALE:	DATE: 4/3/2014	PM: 31063538	REV.
	PACIFIC GAS AND ELECTRIC COMPANY		

UTA-5 Lane Closure on Urban Street, Flagger Control

1. The traffic control procedure shown is appropriate only for low-speed, low-volume streets/roads where traffic cannot regulate itself due to visibility, conditions, volume, etc.
2. A single flagger can regulate traffic when volumes are low and the length of the work space is short, thus enabling drivers to readily see the roadway beyond.
3. Flashing warning lights and/or flags may be used to call attention to the advance warning signs.
4. The one-lane, two-way taper is used in advance of an activity area that occupies part of a two-way roadway in such a manner that a portion of the roadway is used alternately by traffic on both directions. Typically, a flagger controls traffic. A short taper of 100 feet maximum with channelizing devices (cones, etc.) at approximately 16 foot spacing should be used to guide traffic into the one-way section.

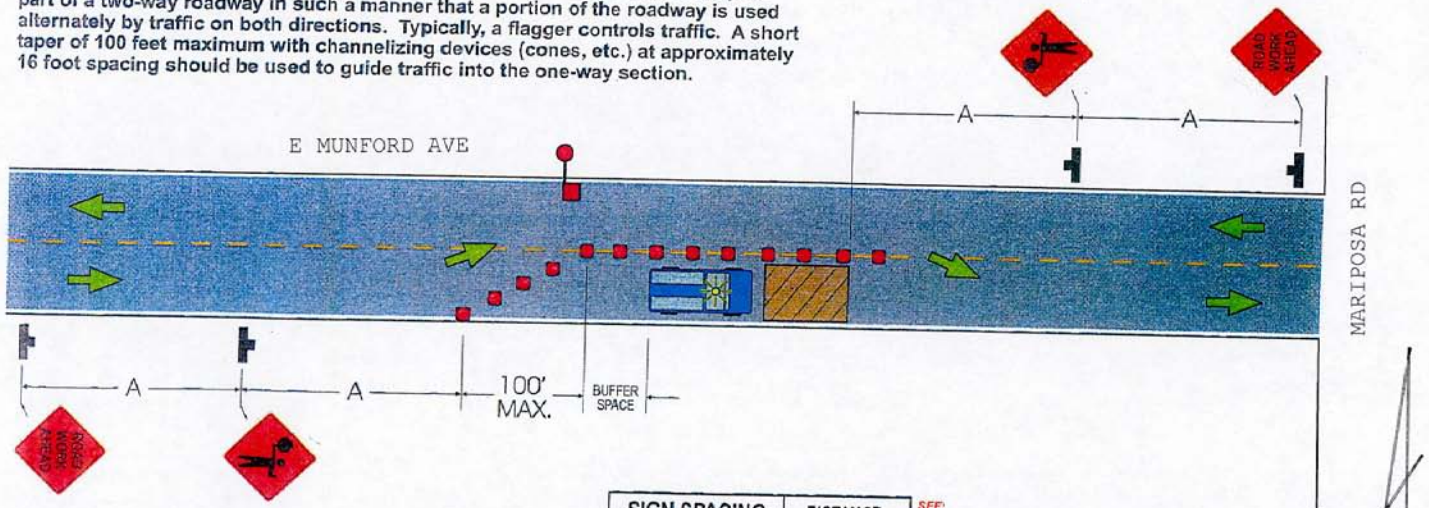

SIGN SPACING	DISTANCE
ROAD TYPE	A
Urban - 25 MPH or less	200'
Urban - 30 MPH or more	350'
Rural	500'
Expressway/Freeway	1000'

SEE:
- TABLE 1 for Buffer Length (page 26)
- TABLE 4 for "L" & Channelizer (cones, etc.) Quantity (page 28)

NOTE: LOCAL REGULATIONS MAY VARY.

PGEFM1A

© Copyright 2002 InCom, Inc. All rights reserved.

UTILITY TYPICAL APPLICATIONS

UTA-5 Lane Closure on Urban Street, Flagger Control

1. The traffic control procedure shown is appropriate only for low-speed, low-volume streets/roads where traffic cannot regulate itself due to visibility, conditions, volume, etc.
2. A single flagger can regulate traffic when volumes are low and the length of the work space is short, thus enabling drivers to readily see the roadway beyond.
3. Flashing warning lights and/or flags may be used to call attention to the advance warning signs.
4. The one-lane, two-way taper is used in advance of an activity area that occupies part of a two-way roadway in such a manner that a portion of the roadway is used alternately by traffic on both directions. Typically, a flagger controls traffic. A short taper of 100 feet maximum with channelizing devices (cones, etc.) at approximately 16 foot spacing should be used to guide traffic into the one-way section.

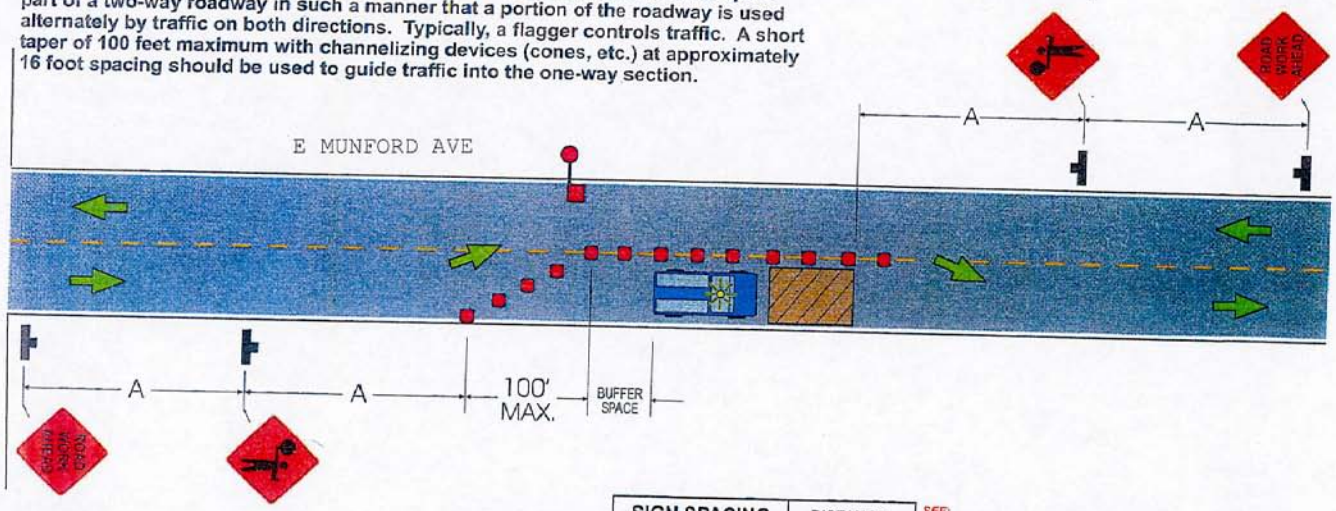

SIGN SPACING	DISTANCE
ROAD TYPE	A
Urban - 25 MPH or less	200'
Urban - 30 MPH or more	350'
Rural	500'
Expressway/Freeway	1000'

SEE:
- TABLE 1 for Buffer Length (page 26)
- TABLE 4 for "L" & Channelizer (cones, etc.) Quantity (page 28)

NOTE: LOCAL REGULATIONS MAY VARY.

PGEFM1A

© Copyright 2002 InCom, Inc. All rights reserved.

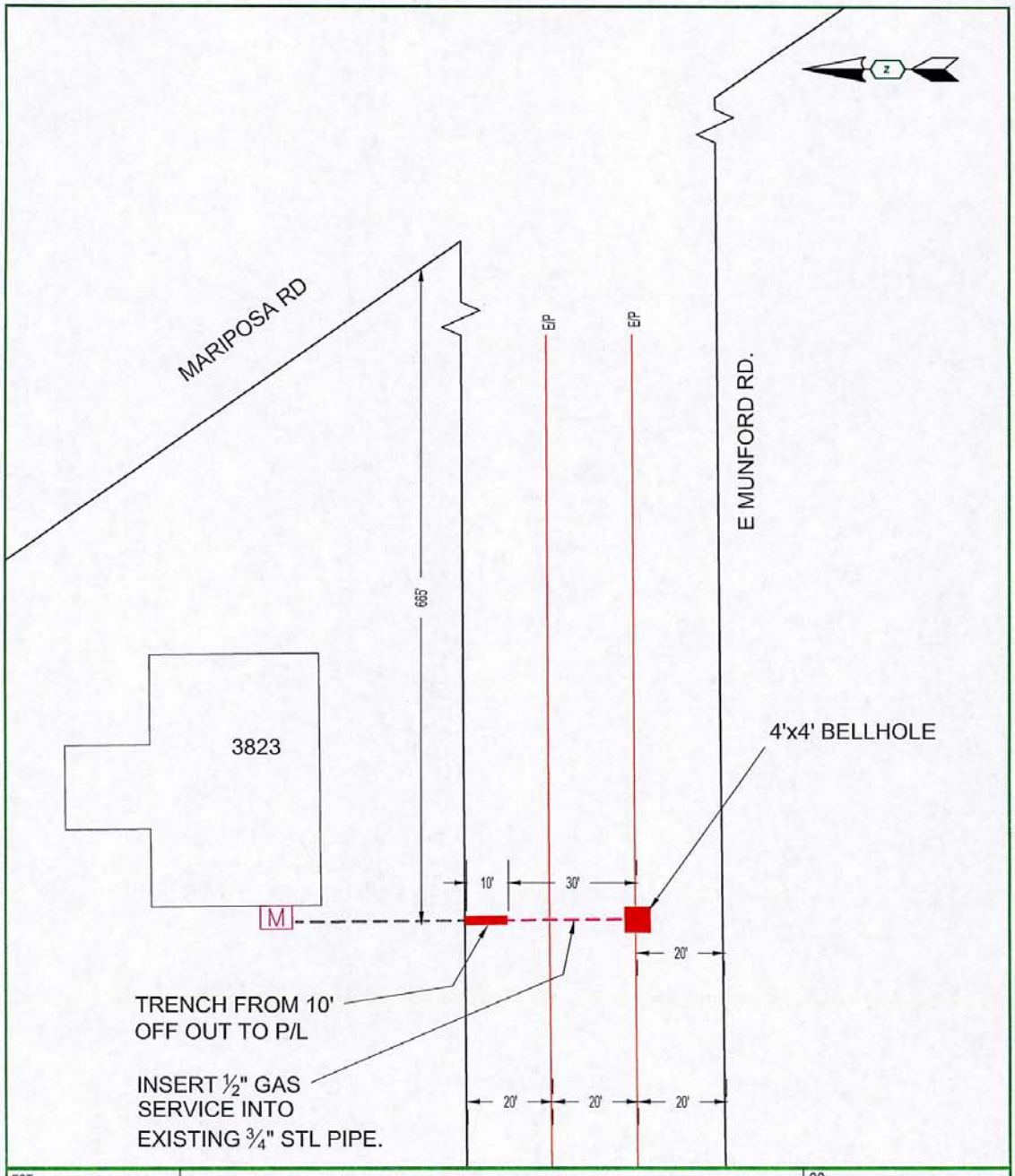

EST:	PERMIT SKETCH 3823 E MUNFORD AVE STOCKTON PACIFIC GAS AND ELECTRIC COMPANY	CO:	
ADE: C. LARUE		SD:	
SUPV:		NOTIF:	
REP:		OTHER:	
PLNR:		SHT:	SHEETS
SCALE: / DATE: 4/3/2014		PM: 31063538	REV.

UTILITY TYPICAL APPLICATIONS

UTA-5 Lane Closure on Urban Street, Flagger Control

1. The traffic control procedure shown is appropriate only for low-speed, low-volume streets/roads where traffic cannot regulate itself due to visibility, conditions, volume, etc.
2. A single flagger can regulate traffic when volumes are low and the length of the work space is short, thus enabling drivers to readily see the roadway beyond.
3. Flashing warning lights and/or flags may be used to call attention to the advance warning signs.
4. The one-lane, two-way taper is used in advance of an activity area that occupies part of a two-way roadway in such a manner that a portion of the roadway is used alternately by traffic on both directions. Typically, a flagger controls traffic. A short taper of 100 feet maximum with channelizing devices (cones, etc.) at approximately 16 foot spacing should be used to guide traffic into the one-way section.

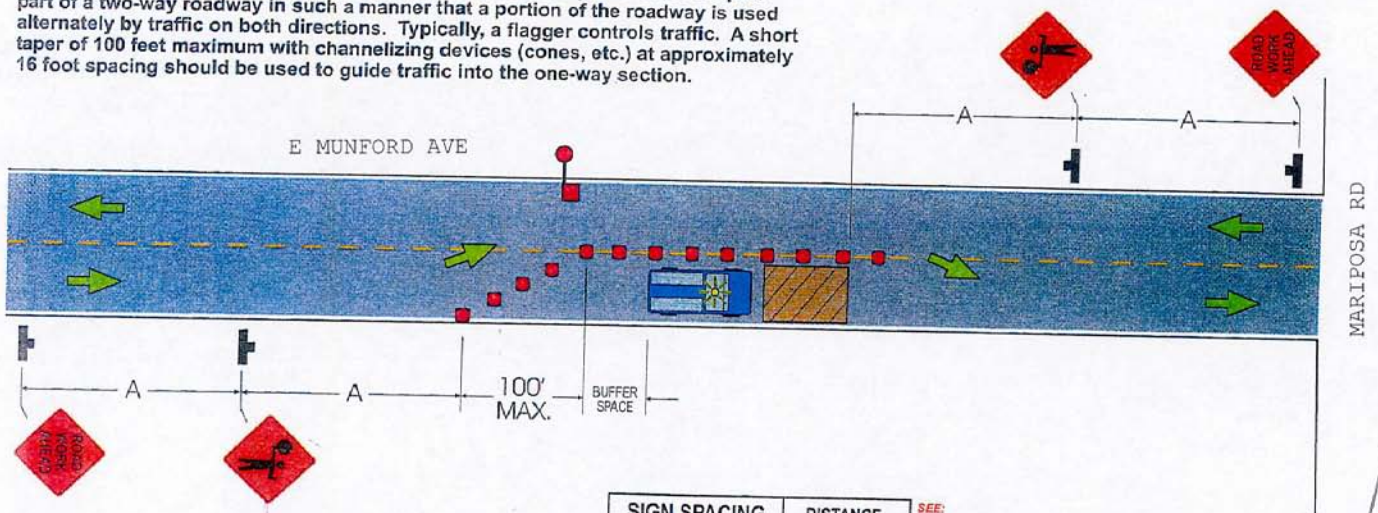

SIGN SPACING	DISTANCE
ROAD TYPE	A
Urban - 25 MPH or less	200'
Urban - 30 MPH or more	350'
Rural	500'
Expressway/Freeway	1000'

SEE:
- TABLE 1 for Buffer Length (page 26)
- TABLE 4 for "L" & Channelizer (cones, etc.) Quantity (page 28)

NOTE: LOCAL REGULATIONS MAY VARY.

PGEFM1A

© Copyright 2002 InCom, Inc. All rights reserved.

UTA-5 Lane Closure on Urban Street, Flagger Control

1. The traffic control procedure shown is appropriate only for low-speed, low-volume streets/roads where traffic cannot regulate itself due to visibility, conditions, volume, etc.
2. A single flagger can regulate traffic when volumes are low and the length of the work space is short, thus enabling drivers to readily see the roadway beyond.
3. Flashing warning lights and/or flags may be used to call attention to the advance warning signs.
4. The one-lane, two-way taper is used in advance of an activity area that occupies part of a two-way roadway in such a manner that a portion of the roadway is used alternately by traffic on both directions. Typically, a flagger controls traffic. A short taper of 100 feet maximum with channelizing devices (cones, etc.) at approximately 16 foot spacing should be used to guide traffic into the one-way section.

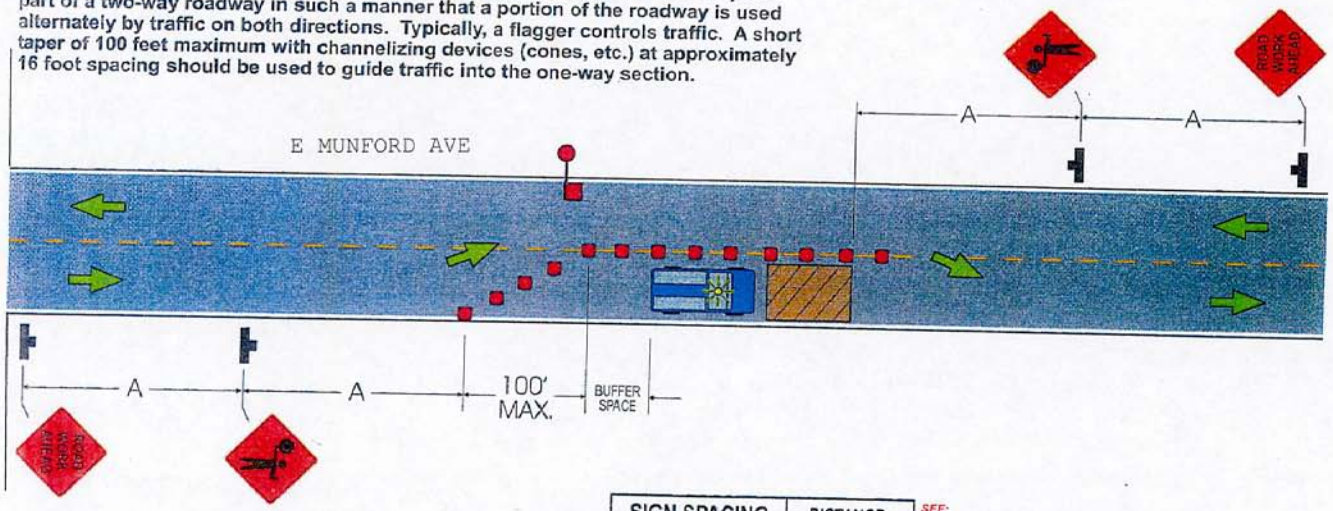

SIGN SPACING	DISTANCE
ROAD TYPE	A
Urban - 25 MPH or less	200'
Urban - 30 MPH or more	350'
Rural	500'
Expressway/Freeway	1000'

SEE:
- TABLE 1 for Buffer Length (page 26)
- TABLE 4 for "L" & Channelizer (cones, etc.) Quantity (page 28)

NOTE: LOCAL REGULATIONS MAY VARY.

PGEFM1A

© Copyright 2002 InCom, Inc. All rights reserved.

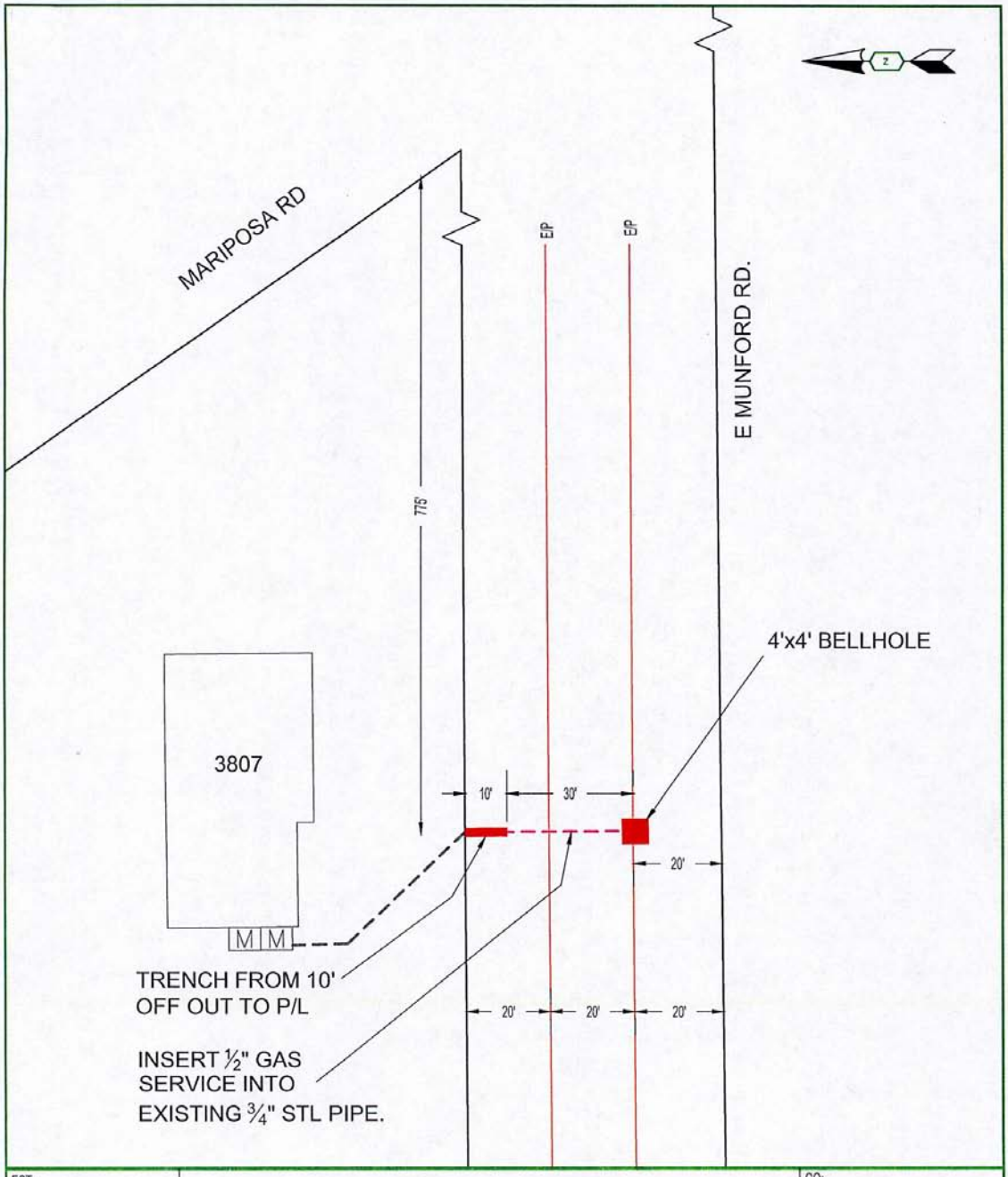

EST:		PERMIT SKETCH	CO:
ADE: C. LARUE		3807 E MUNFORD AVE	SD:
SUPV:		STOCKTON	NOTIF:
REP:			OTHER:
PLNR:			SHT: SHEETS
SCALE:	DATE: 4/3/2014	PACIFIC GAS AND ELECTRIC COMPANY	PM: 31063538 REV.

UTA-5 Lane Closure on Urban Street, Flagger Control

1. The traffic control procedure shown is appropriate only for low-speed, low-volume streets/roads where traffic cannot regulate itself due to visibility, conditions, volume, etc.
2. A single flagger can regulate traffic when volumes are low and the length of the work space is short, thus enabling drivers to readily see the roadway beyond.
3. Flashing warning lights and/or flags may be used to call attention to the advance warning signs.
4. The one-lane, two-way taper is used in advance of an activity area that occupies part of a two-way roadway in such a manner that a portion of the roadway is used alternately by traffic on both directions. Typically, a flagger controls traffic. A short taper of 100 feet maximum with channelizing devices (cones, etc.) at approximately 16 foot spacing should be used to guide traffic into the one-way section.

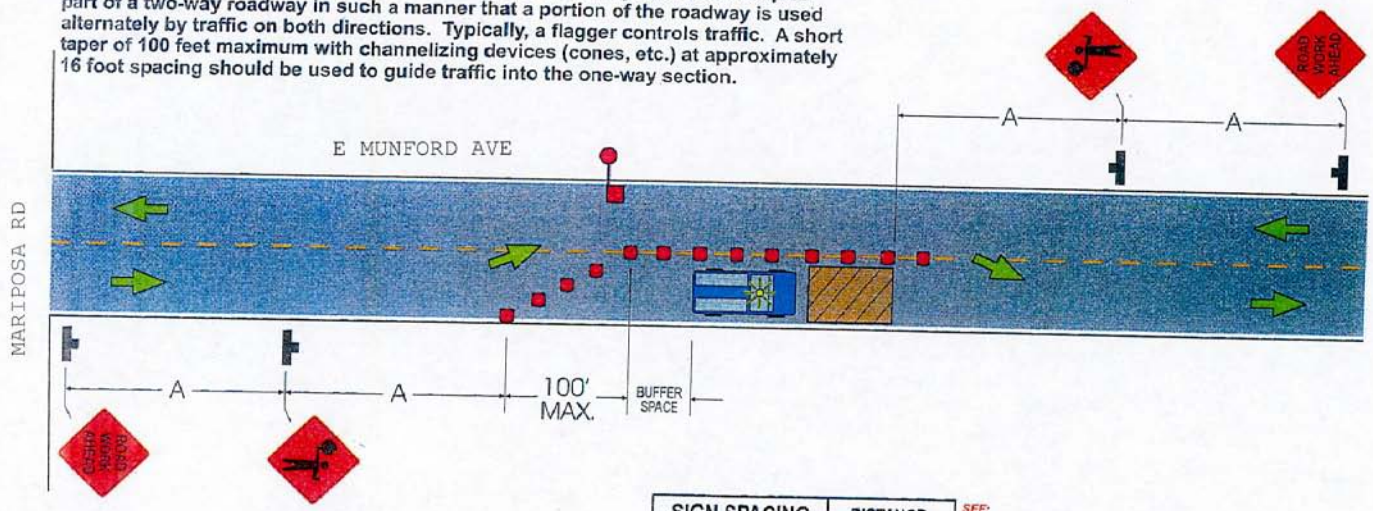

SIGN SPACING	DISTANCE
ROAD TYPE	A
Urban - 25 MPH or less	200'
Urban - 30 MPH or more	350'
Rural	500'
Expressway/Freeway	1000'

SEE:
- TABLE 1 for Buffer Length (page 26)
- TABLE 4 for "L" & Channelizer (cones, etc.) Quantity (page 28)

NOTE: LOCAL REGULATIONS MAY VARY.

PGEFM1A

© Copyright 2002 InCom, Inc. All rights reserved.

UTA-5 Lane Closure on Urban Street, Flagger Control

1. The traffic control procedure shown is appropriate only for low-speed, low-volume streets/roads where traffic cannot regulate itself due to visibility, conditions, volume, etc.
2. A single flagger can regulate traffic when volumes are low and the length of the work space is short, thus enabling drivers to readily see the roadway beyond.
3. Flashing warning lights and/or flags may be used to call attention to the advance warning signs.
4. The one-lane, two-way taper is used in advance of an activity area that occupies part of a two-way roadway in such a manner that a portion of the roadway is used alternately by traffic on both directions. Typically, a flagger controls traffic. A short taper of 100 feet maximum with channelizing devices (cones, etc.) at approximately 16 foot spacing should be used to guide traffic into the one-way section.

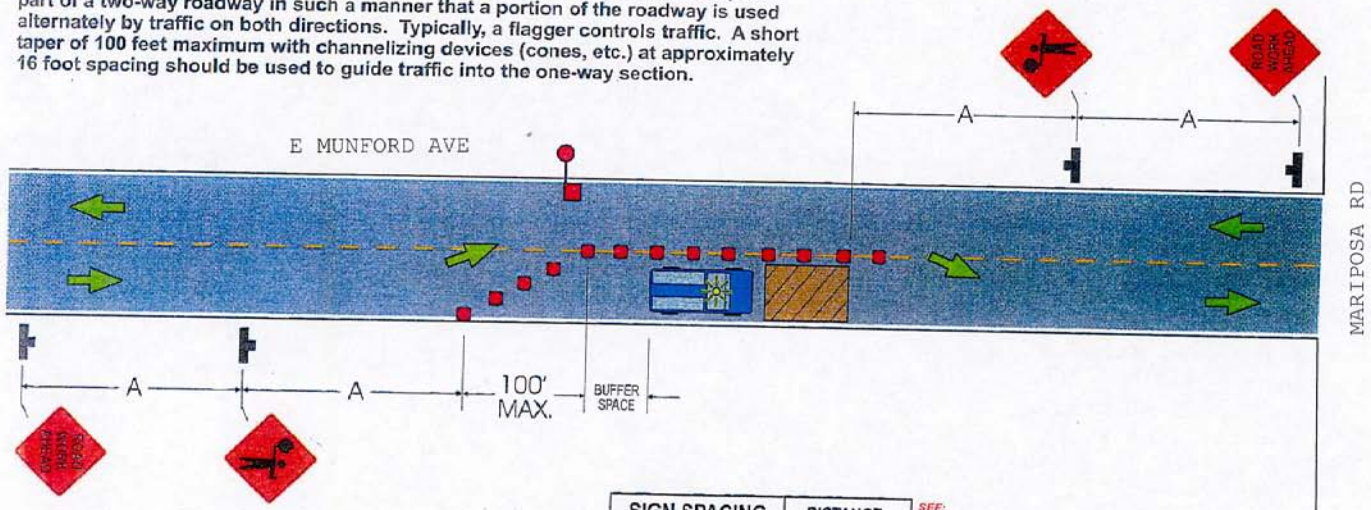

SIGN SPACING	DISTANCE
ROAD TYPE	A
Urban - 25 MPH or less	200'
Urban - 30 MPH or more	350'
Rural	500'
Expressway/Freeway	1000'

SEE:
- TABLE 1 for Buffer Length (page 26)
- TABLE 4 for "L" & Channelizer (cones, etc.) Quantity (page 28)

NOTE: LOCAL REGULATIONS MAY VARY.

PGEFM1A

© Copyright 2002 InCom, Inc. All rights reserved.

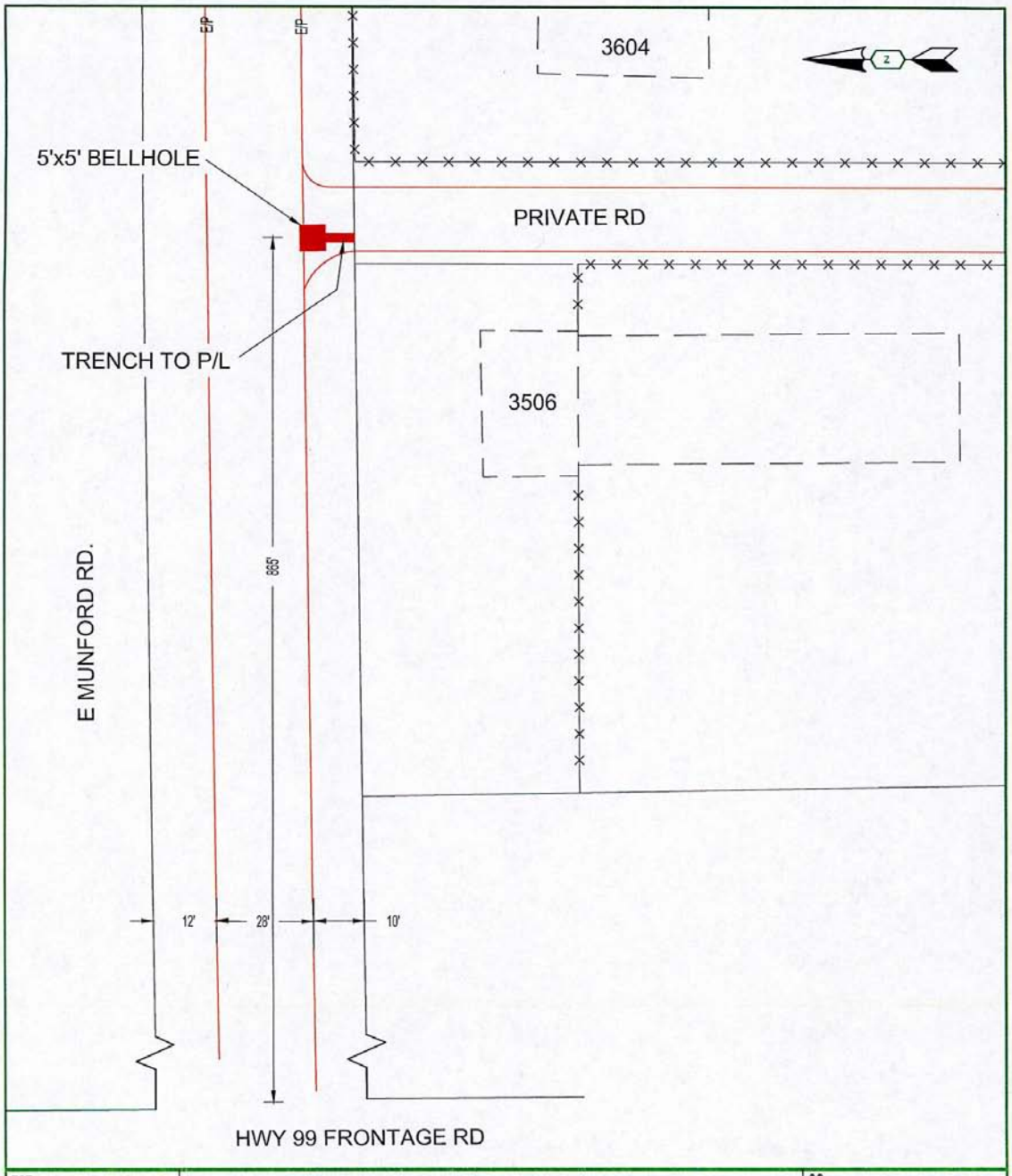

EST:	PERMIT SKETCH 3506 E MUNFORD AVE STOCKTON PACIFIC GAS AND ELECTRIC COMPANY	CO:	
ADE: C. LARUE		SD:	
SUPV:		NOTIF:	
REP:		OTHER:	
PLNR:		SHT:	SHEETS
SCALE: / DATE: 4/3/2014		PM: 31063538	REV.

UTA-5 Lane Closure on Urban Street, Flagger Control

1. The traffic control procedure shown is appropriate only for low-speed, low-volume streets/roads where traffic cannot regulate itself due to visibility, conditions, volume, etc.
2. A single flagger can regulate traffic when volumes are low and the length of the work space is short, thus enabling drivers to readily see the roadway beyond.
3. Flashing warning lights and/or flags may be used to call attention to the advance warning signs.
4. The one-lane, two-way taper is used in advance of an activity area that occupies part of a two-way roadway in such a manner that a portion of the roadway is used alternately by traffic on both directions. Typically, a flagger controls traffic. A short taper of 100 feet maximum with channelizing devices (cones, etc.) at approximately 16 foot spacing should be used to guide traffic into the one-way section.

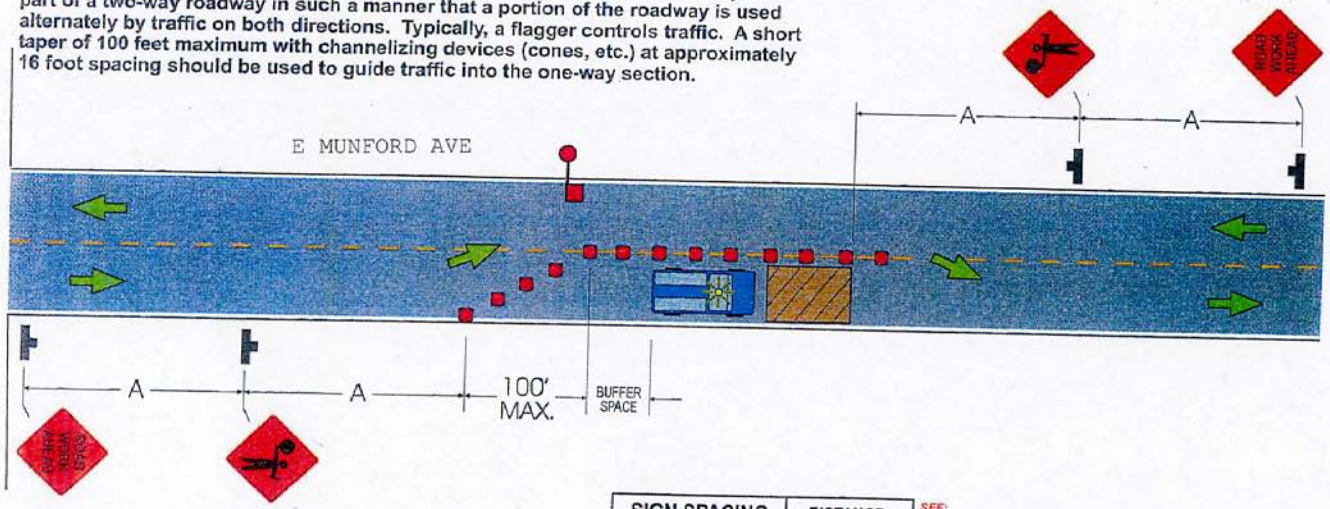

SIGN SPACING	DISTANCE
ROAD TYPE	A
Urban - 25 MPH or less	200'
Urban - 30 MPH or more	350'
Rural	500'
Expressway/Freeway	1000'

SEE:
- TABLE 1 for Buffer Length (page 26)
- TABLE 4 for "L" & Channelizer (cones, etc.) Quantity (page 28)

NOTE: LOCAL REGULATIONS MAY VARY.

PGEFM1A

© Copyright 2002 InCom, Inc. All rights reserved.

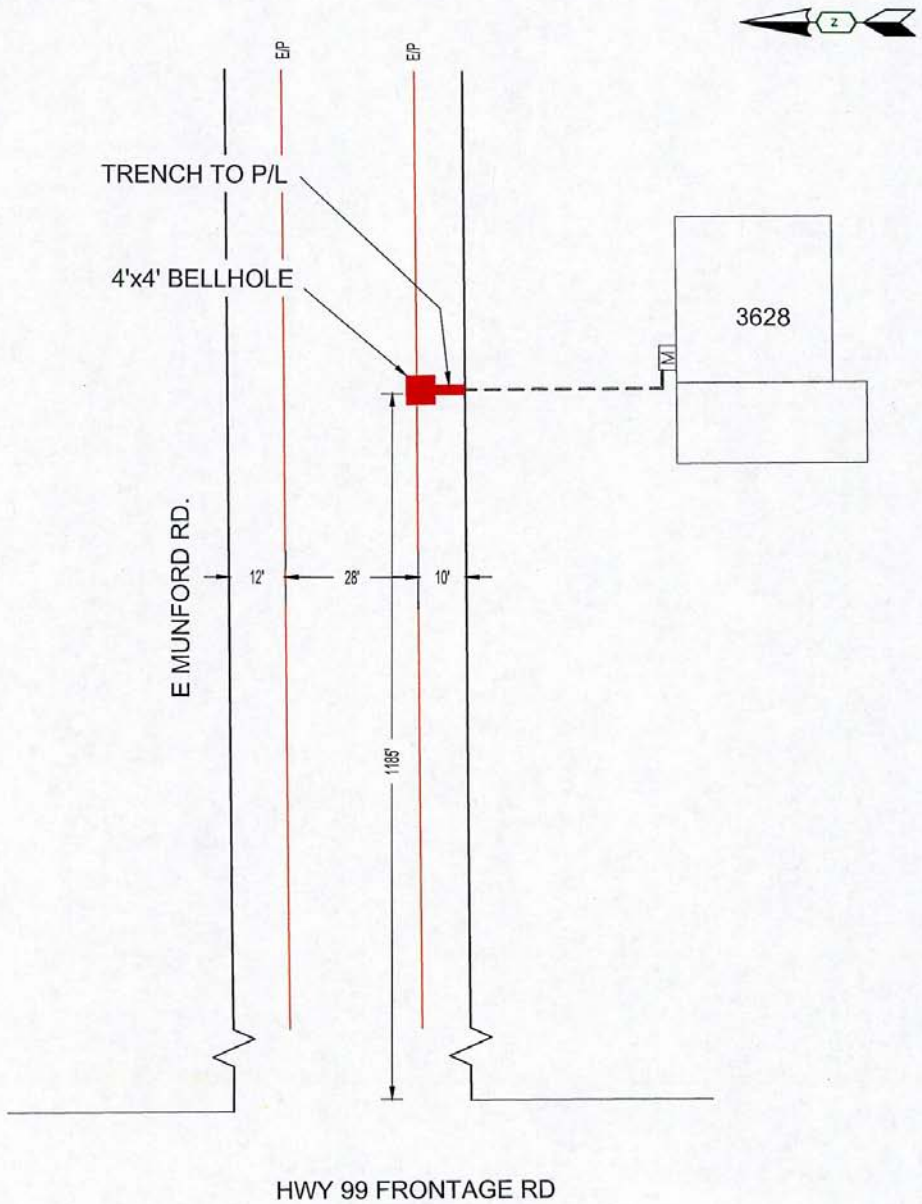

EST:		PERMIT SKETCH 3628 E MUNFORD AVE STOCKTON PACIFIC GAS AND ELECTRIC COMPANY	CO:
ADE: C. LARUE			SD:
SUPV:			NOTIF:
REP:			OTHER:
PLNR:			SHT: SHEETS
SCALE:	DATE: 4/3/2014		PM: 31063538 REV.

UTA-5 Lane Closure on Urban Street, Flagger Control

1. The traffic control procedure shown is appropriate only for low-speed, low-volume streets/roads where traffic cannot regulate itself due to visibility, conditions, volume, etc.
2. A single flagger can regulate traffic when volumes are low and the length of the work space is short, thus enabling drivers to readily see the roadway beyond.
3. Flashing warning lights and/or flags may be used to call attention to the advance warning signs.
4. The one-lane, two-way taper is used in advance of an activity area that occupies part of a two-way roadway in such a manner that a portion of the roadway is used alternately by traffic on both directions. Typically, a flagger controls traffic. A short taper of 100 feet maximum with channelizing devices (cones, etc.) at approximately 16 foot spacing should be used to guide traffic into the one-way section.

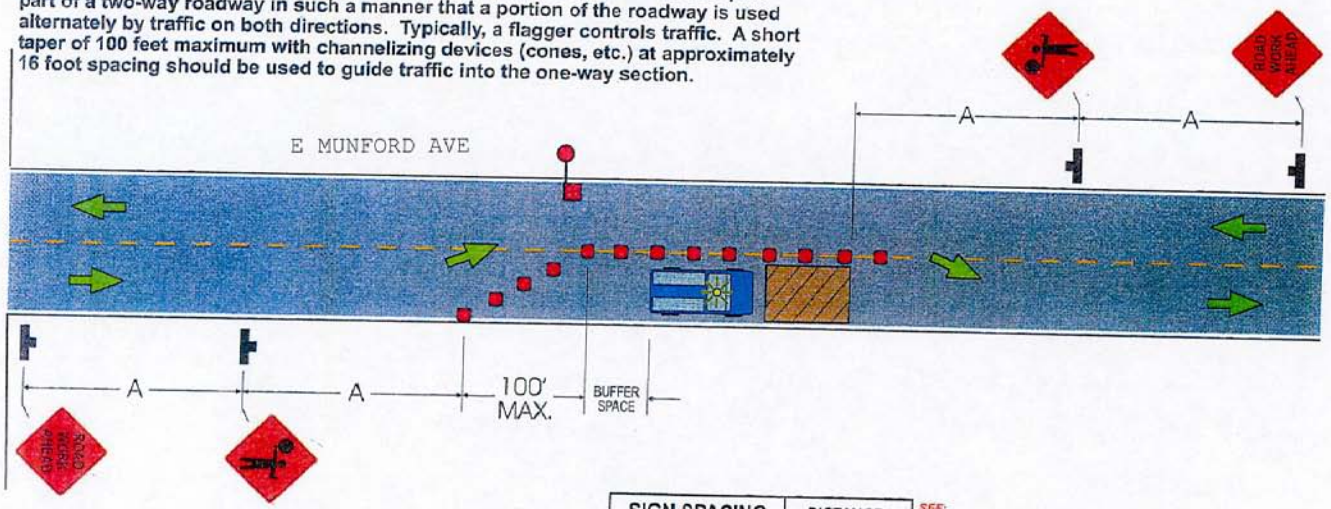

SIGN SPACING	DISTANCE
ROAD TYPE	A
Urban - 25 MPH or less	200'
Urban - 30 MPH or more	350'
Rural	500'
Expressway/Freeway	1000'

SEE:
- TABLE 1 for Buffer Length (page 26)
- TABLE 4 for "L" & Channelizer (cones, etc.) Quantity (page 28)

NOTE: LOCAL REGULATIONS MAY VARY.

PGEFM1A

© Copyright 2002 InCom, Inc. All rights reserved.

99 FRONTAGE